



Supplementary Material Notes

LEVEL: Elementary (A1-A2)

UNIT 2

LESSON: 2D

Words, Things and Locations

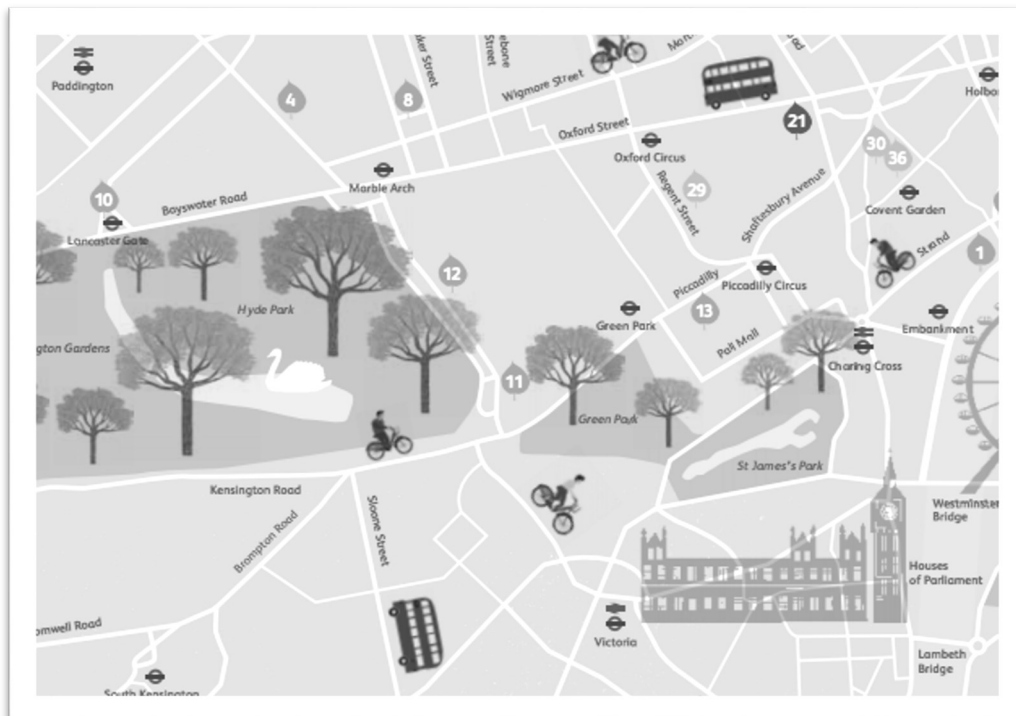
Supplement title	Type of supplement	Where to use	Objectives
Take a Break in London's Parks: Reading Comprehension Questions	Reading comprehension	After reading the text in exercise A on the "Types of words" page (Page C).	<ul style="list-style-type: none"> • Answering questions in order to understand a reading text.
Prepositions Draw (Student A and Student B sheets)	Pairwork	After exercise C on the "Prepositions of location" page (Page D).	<ul style="list-style-type: none"> • Understanding prepositions of location.

Take a Break in London's Parks: Reading Comprehension Questions



Read the text "Take a Break in London's Parks". Then cover the text and answer the following questions.

1. Find and circle the names of the parks mentioned in the text on the map of London below.
2. There are only 3 parks in London - true or false?
3. Some parks cost £5 to enter - true or false?.
4. Which park:
 - is a popular place to ride horses?
 - is right in the middle of the city?
 - is close to the royal family's palace?
 - doesn't offer much to do?
 - is a good place for bird watchers?
 - has rowing boats?
5. Which park would you choose to visit if you were in London? Why?




Prepositions Draw



STUDENT A

Word with a partner. Listen and draw the objects onto the picture below. Read the instructions for your partner to draw.



Instructions to read to Student B:


- Draw a cup **on** the TV.
- Draw a dog **behind** the sofa.
- Draw a bottle **in** the basket.
- Draw a small table **between** the plant and the sofa.
- Draw a mouse **in front of** the basket.
- Draw a golf club **next to** the lamp.
- Draw a car **on** the left side of the room, **opposite** the TV.
- Draw a baby **near** the drawers.

Prepositions Draw



STUDENT B

Word with a partner. Listen and draw the objects onto the picture below. Read the instructions for your partner to draw.



Instructions to read to Student A:

- Draw a *Mona Lisa* painting **next to** the window.
- Draw a rug **on** the floor, **in front of** the table.
- Draw a box **on** the rug.
- Draw a snake **in** the box.
- Draw a ladder **behind** the sofa.
- Draw a piano **on** the right of the room, **near** the table.
- Draw a bicycle **between** the table and the piano.
- Draw an elephant **on** the left of the room, **opposite** the piano.



Supplementary Material Notes

LEVEL: Pre-Intermediate (A2-B1)**UNIT 2****LESSON: 2B****A Place of Interest**

Supplement title	Type of supplement	Where to use	Objectives
Road Map (US English and GB English versions)	Road map	As you read the text in exercise B on the page "Reading: Getting from A to B" (Page C).	<ul style="list-style-type: none">Marking a route on a map as your read directions.

Road Map

US English version



1. Work with a partner. Read the text and draw the route the family take on the map. Start at the town of Amble on the east coast.



2. Mark on the map where you think the following places are:

the gas station just outside Amble, Snowy Owl Hotel, the Lake District mountains, Tebay Highway Services.

Road Map

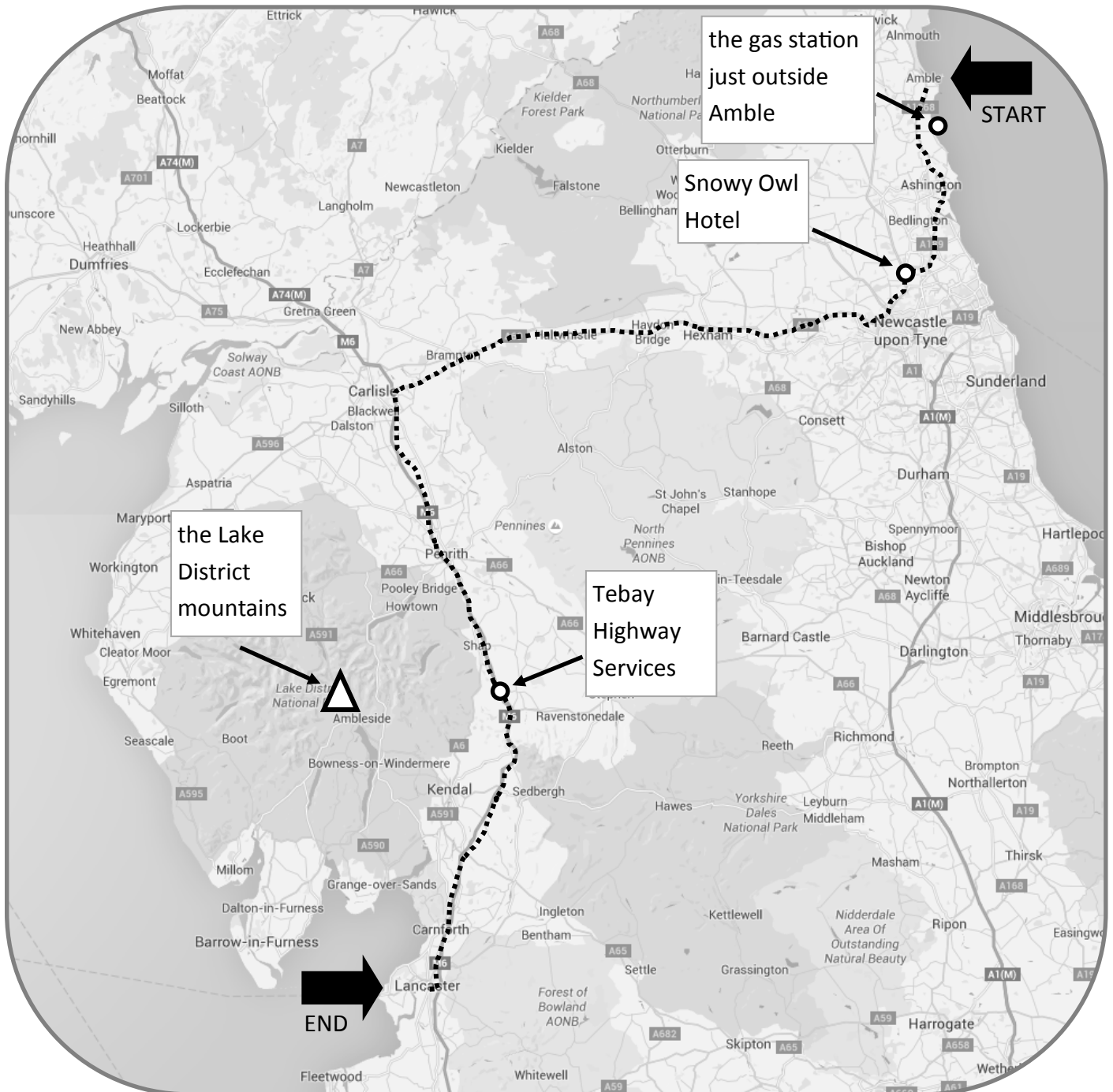


US English version

ESL TeenStuff

ANSWERS

1. Work with a partner. Read the text and draw the route the family take on the map. Start at the town of Amble on the east coast.



2. Mark on the map where you think the following places are:

the gas station just outside Amble, Snowy Owl Hotel, the Lake District mountains, Tebay Highway Services.

Road Map

GB English version



1. Work with a partner. Read the text and draw the route the family take on the map. Start at the town of Amble on the east coast.



2. Mark on the map where you think the following places are:

the garage just outside Amble, Snowy Owl Hotel, the Lake District mountains, Tebay Motorway Services.

Road Map

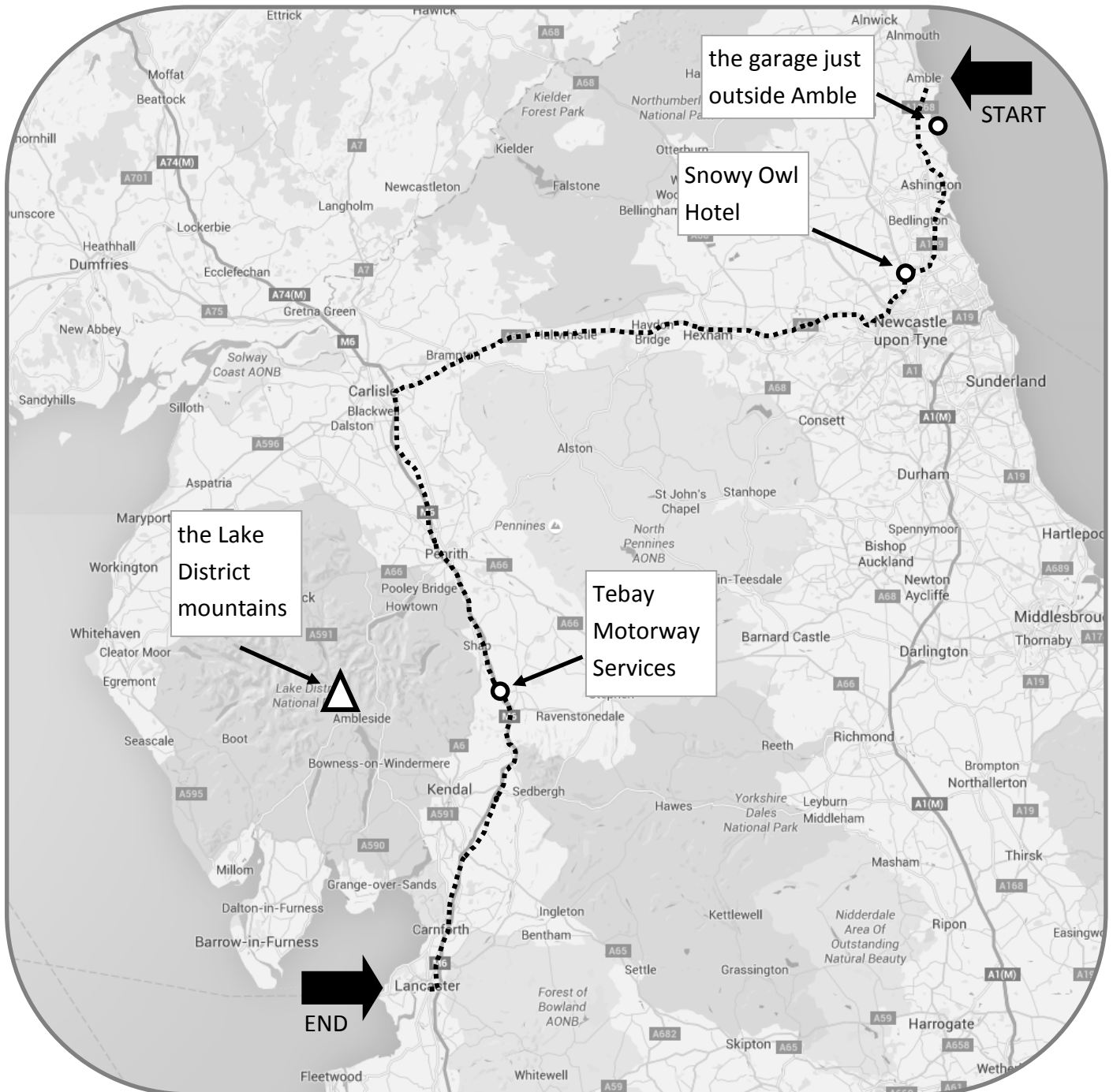


GB English version

ESL TeenStuff

ANSWERS

1. Work with a partner. Read the text and draw the route the family take on the map. Start at the town of Amble on the east coast.



2. Mark on the map where you think the following places are:

the garage just outside Amble, Snowy Owl Hotel, the Lake District mountains, Tebay Motorway Services.



Supplementary Material Notes

LEVEL: Intermediate (B1-B2)**UNIT 3****LESSON: 3C****Aptitude and Abilities**

Supplement title	Type of supplement	Where to use	Objectives
Secret Skills (US English and GB English versions)	Speculation and discussion.	Before reading the blog entry on the “Multi-skilled” page (Page C).	<ul style="list-style-type: none">• Introducing and brainstorming about famous people.• Speculating about famous peoples’ skills.

Secret Skills

US English version



Who are these famous people? What are they famous for? What other skills do you think they have that most people don't know about? Make notes with a partner.



Notes:



Notes:



Notes:



Notes:



Notes:

Secret Skills

US English version



1. In pairs, match up the famous people with their details. Make guesses if you need to.



Name:

**Sandra
Bullock**

Name:

**Susan
Sarandon**

Name:

**Brian
May**

Name:

**Rowan
Atkinson**

Name:

**Jamie Lee
Curtis**

Famous for:

Actress and author. Starred in the movies Trading Places and True Lies.

Famous for:

Hollywood movie and TV actress. Starred in the movies Thelma & Louise and Dead Man Walking.

Famous for:

Comedian and actor. Famous for the character Mr. Bean.

Famous for:

Hollywood actress. Starred in the movies Speed and Gravity.

Famous for:

Guitarist in the rock band Queen.

Secret skill:

Has a Masters degree in electrical engineering.

Secret skill:

Invented a new type of baby's diaper.

Secret skill:

Can speak fluent German.

Secret skill:

An excellent table tennis player.

Secret skill:

Has a doctoral degree in Astrophysics.

2. Check your answers. Discuss:

- Which secret skill were you most surprised about? Why?
- Do you know of any famous people with 'secret skills'?

Secret Skills

US English version



1. In pairs, match up the famous people with their details. Make guesses if you need to.

ANSWERS



Name:

**Rowan
Atkinson**



Famous for:

Comedian and
actor. Famous
for the character
Mr. Bean.



Secret skill:

Has a Masters
degree in
electrical
engineering.



Name:

**Brian
May**



Famous for:

Guitarist in the
rock band
Queen.



Secret skill:

Has a doctoral
degree in
Astrophysics.



Name:

**Sandra
Bullock**



Famous for:

Hollywood
actress. Starred
in the movies
Speed and
Gravity.



Secret skill:

Can speak fluent
German.



Name:

**Jamie Lee
Curtis**



Famous for:

Actress and
author. Starred
in the movies
Trading Places
and True Lies.



Secret skill:

Invented a new
type of baby's
diaper.



Name:

**Susan
Sarandon**



Famous for:

Hollywood movie
and TV actress.
Starred in the
movies Thelma &
Louise and Dead
Man Walking.



Secret skill:

An excellent table
tennis player.

2. Check your answers. Discuss:

- Which secret skill were you most surprised about? Why?
- Do you know of any famous people with 'secret skills'?

Secret Skills

GB English version



Who are these famous people? What are they famous for? What other skills do you think they have that most people don't know about? Make notes with a partner.



Notes:



Notes:



Notes:



Notes:



Notes:

Secret Skills

GB English version



1. In pairs, match up the famous people with their details. Make guesses if you need to.



Name:

**Sandra
Bullock**

Name:

**Susan
Sarandon**

Name:

**Brian
May**

Name:

**Rowan
Atkinson**

Name:

**Jamie Lee
Curtis**

Famous for:

Actress and author. Starred in the films Trading Places and True Lies.

Famous for:

Hollywood movie and TV actress. Starred in the films Thelma & Louise and Dead Man Walking.

Famous for:

Comedian and actor. Famous for the character Mr. Bean.

Famous for:

Hollywood actress. Starred in the films Speed and Gravity.

Famous for:

Guitarist in the rock band Queen.

Secret skill:

Has a Masters degree in electrical engineering.

Secret skill:

Invented a new type of baby's nappy.

Secret skill:

Can speak fluent German.

Secret skill:

An excellent table tennis player.

Secret skill:

Has a doctoral degree in Astrophysics.

2. Check your answers. Discuss:

- Which secret skill were you most surprised about? Why?
- Do you know of any famous people with 'secret skills'?

Secret Skills

GB English version



1. In pairs, match up the famous people with their details. Make guesses if you need to.

ANSWERS



Name:

**Rowan
Atkinson**



Famous for:

Comedian and
actor. Famous
for the character
Mr. Bean.



Secret skill:

Has a Masters
degree in
electrical
engineering.



Name:

**Brian
May**



Famous for:

Guitarist in the
rock band
Queen.



Secret skill:

Has a doctoral
degree in
Astrophysics.



Name:

**Sandra
Bullock**



Famous for:

Hollywood
actress. Starred
in the films Speed
and Gravity.



Secret skill:

Can speak fluent
German.



Name:

**Jamie Lee
Curtis**



Famous for:

Actress and
author. Starred
in the films
Trading Places
and True Lies.



Secret skill:

Invented a new
type of baby's
nappy.



Name:

**Susan
Sarandon**



Famous for:

Hollywood movie
and TV actress.
Starred in the
films Thelma &
Louise and Dead
Man Walking.



Secret skill:

An excellent table
tennis player.

2. Check your answers. Discuss:

- Which secret skill were you most surprised about? Why?
- Do you know of any famous people with 'secret skills'?



Supplementary Material Notes

LEVEL: Intermediate (B2-C1)

UNIT 2

LESSON: 2B

Itineraries and adventures

Supplement title	Type of supplement	Where to use	Objectives
A camping trip	Discussion information cards.	At the end of the 'Speaking: A weekend away' page (Page C).	<ul style="list-style-type: none"> Discussing options in order to come to a group decision.

Instructions for the teacher.

Students are going to discuss where to go camping together. They will need to choose from 3 different camping locations.

- Before class, print off and cut up the sections of the text - you will need enough for each student.
- On the board write the three camping location names: White Sands Bay, Green Hill Forest and Rocky Moor. Explain that each group is going to go on a one-week camping trip together and they have to decide on which of these three places to go to.
- Put students into groups of three and give each student their 2 texts about different camping locations. If you end up with an extra student or two have them join a group of three to make a group of 4. Then give the 4th student 2 of the texts.
- Give 5 minutes for students to read their texts. Tell them they have to remember as much as they can because you will take the texts away from them.
- After 5 minutes collect the texts. The groups discuss the three potential locations to go camping. Give a time limit to come up with a group decision. At the end, each group must decide on one place.
- End with a class discussion and find out the most popular camping destination.

A camping trip



Texts for Student A

White Sands Bay

Your friend has told you the following about camping at White Sands Bay:



- Beautiful, long, sandy beaches
- Remote and quite - extremely peaceful
- Very natural, well away from the tourist traps
- Clean air and crystal clear sea
- The locals keep themselves to themselves - never any problems

Green Hill Forest

Your friend has told you the following about camping at Green Hill Forest:



- A small forest on a hill - not very natural as was planted only 16 years ago
- As it is so close to the capital city it gets overrun with tourists in the holiday season and at weekends
- Too many modern campsites with all the mod cons. You aren't allowed to camp outside of a camping area
- Lots of schools groups doing tours such as hiking and tree top walking
- Doesn't feel natural as there are lots of cafes and supply stores

A camping trip



Texts for Student B

Green Hill Forest

Your friend has told you the following about camping at Green Hill Forest:



- Stunning natural scenery - a beautiful mountain forest
- Only an hour's drive from the capital city with great public transport options
- Plenty of camp sites available with amazing amenities
- Hiking, fishing, horse riding and tree top walking tours available
- Lots of places to eat and buy provisions - you can even buy cappuccinos and a daily newspaper every morning

Rocky Moor

Your friend has told you the following about camping at Rocky Moor:



- Remote, harsh and desolate - a rough moorland with low, spikey gorse bushes
- The only thing to do is walk and camp. Even the ponies are so shy that they run away when they hear anyone coming.
- The hill tops are often covered in fog - you'll rarely get a good view
- The weather is usually bad - expect wind, rain and lots of snow in winter
- People rarely visit. Make sure you leave your itinerary with the local police before you leave, otherwise you may never be found if you get lost

A camping trip



Texts for Student C

Rocky Moor

Your friend has told you the following about camping at Rocky Moor:



- A lovely spot to escape to: full of wild flowers and animals such as wild ponies
- Lots of walking trails through pristine natural countryside
- Stunning views from the highest points
- Experience snow in winter or warm sunshine in summer - 4 beautiful and varied seasons
- Huge space to lose yourself in without being bothered by anyone

White Sands Bay

Your friend has told you the following about camping at White Sands Bay:



- Nothing much there apart from long sandy beaches
- Nothing to do apart from sunbathe and swim, if the weather is nice
- Often windy and the seas is freezing cold
- No cafes, restaurants or clubs - just a village with a small shop
- The locals are not friendly at all and dislike visitors