



Supplementary Material Notes

LEVEL: Intermediate (B1-B2)

UNIT 3

LESSON: 3A

Recreation

Supplement title	Type of supplement	Where to use	Objectives
Kids these days	Pie chart reading exercise.	Before and during reading the text on the 'Reading' page (Page F).	<ul style="list-style-type: none"> • Representing statistics using pie charts. • Finding specific information from a text.

Kids these days

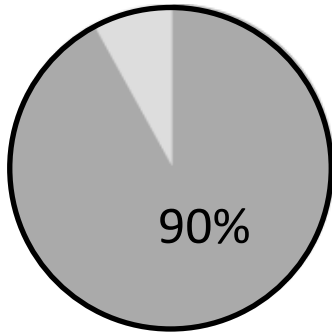


ESL TeenStuff

Parents were surveyed about their children's leisure time.


1. Work with a partner. Fill in the pie charts below to show what you think the percentages should be.

% of under 18s who not spending their free time with friends outside of the house.




Actual figure

% of under 18s who have TVs in their bedrooms.




Our guess




Actual figure

% of children over 12 who have their own mobile phones.




Our guess




Actual figure

% of boys under 18 who have a game console on which they spent at least two hours a day.




Our guess




Actual figure

% of under 18s who are members of sports teams.




Our guess




Actual figure

% of under 18s who were members of sports teams 10 years ago.



Our guess



Actual figure

2. Now read the text and fill in the "Actual figure" pie charts.