

Letters and words



Unit 1: Lesson 3A



Beginner (A0-A1)



Objectives



ESL TeenStuff

In this lesson you spell words and exchange information with your classmates.

After completing this lesson you should be able to:

- ▶ Say the numbers 11-20 clearly.
- ▶ Exchange personal information.
- ▶ Say and understand the letters of the English alphabet.



Language review

A Say hello to the students in your class.
Ask how they are feeling today.
Say how you feel.

Use these words.

How are you?

I'm great.

I'm fine.

I'm fine, thanks.

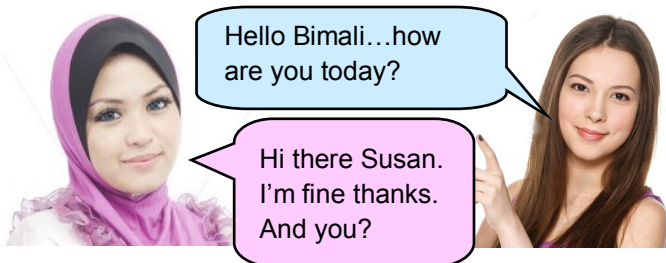
I'm good.

I'm OK.

Not very well.



B Look at this conversation.



Listen to your teacher ask how you feel.

Say how you feel.

Ask your teacher how he or she feels.

C Say these sentences.

There are 7 boys and 8 girls in my class.

There's a whiteboard in the classroom.

D Work with a partner.
Write 3 sentences about your class.
Then read your sentences *to the class*.

E Say these numbers.

0, 1, 2, 3, 4, 5, 6, 7, 8, 9, 10, 11

0, 2, 4, 6, 8, 10

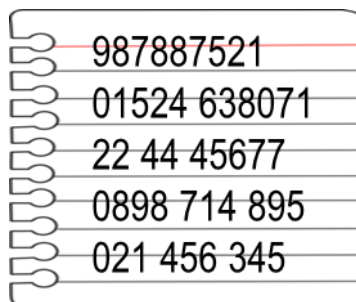
1, 3, 5, 7, 9, 11

11, 10, 9, 8, 7, 6, 5, 4, 3, 2, 1, 0

1, 2, 3, 4, 5, 6, 7, 8, 10

F Invent 5 phone numbers.
Write them down.
Do not show your partner.

Example



- ◆ Say your numbers.
- ◆ Write your partner's numbers.
- ◆ Check that they are the same.

Letters and words

Numbers 11-20

A

A

Before you start.

Work with a partner.

Match each number to a word.

Use your notebooks.

11	nineteen	Say these numbers
12	seventeen	12, 14, 16, 18, 20
13	thirteen	
14	fifteen	11, 13, 15, 17, 19
15	eleven	
16	sixteen	20, 19, 18, 17, 16, 15, 14, 13, 12, 11
17	twelve	
18	twenty	11, 12, 13, 14, 15, 16, 17, 18, 19, 20
19	eighteen	
20	fourteen	

D

Write six numbers from the number list in C into the squares of the grid.

Example

11	17	18
12	14	20

eleven

44

- ♦ Listen to your teacher say some numbers.
- ♦ Cross out the numbers on your grid when you hear them.
- ♦ Say BINGO if you cross out all of your numbers.

E

Work in groups.

Play Bingo again!

B

Write five numbers.

- ♦ Say your five numbers.
- ♦ Write the numbers your partner says.
- ♦ Check the numbers are the same.

C

Use a piece of paper.

Draw a grid.

eleven
twelve
thirteen
fourteen
fifteen
sixteen
seventeen
eighteen
nineteen
twenty

Example



Letters and words

B

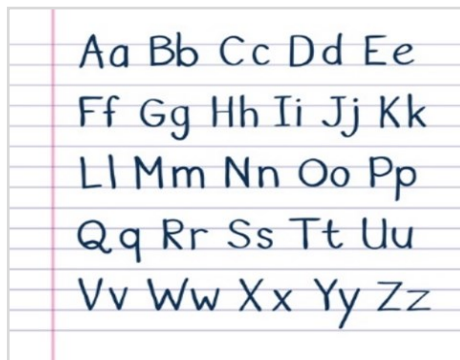
Letters and words

A

Task preparation.

Say these words.

letter
alphabet
capital letter
upper case
lower case
vowel
consonant



B

Work in groups.

Write the numbers 1-7 on ONE piece of paper.
Write answers to these questions.

- How many letters are there in the English alphabet?
- How many vowels are there?
- How many consonants?
- Upper case letters are the same as consonants. Is this true?
- Upper case letters are the same as capital letters. Is this true?
- Capital letters are big. Is this false?
- Lower case letters are big. Is this true?

C

Pass your paper to another group.*

**See last page for suggested answers.*

D

Check your answers with your teacher.

Give one point for each correct answer.

E

Look at the symbols at the top of the table.

Say the letters in each group.

eɪ	i:	e	aɪ	əʊ	u:	ɑ:
A	B	F	I	O	Q	R
H	C	L	Y		U	
J	D	M			W	
K	E	N				
	G	S				
	T	X				
	P	Z				
	V					

Are the symbols letters or sounds?

Why are the letters in each group together?

F

Say the letters again.

Letters and words

How do you spell that?

C

A

Task preparation.

Say these words.

name	<u>phone number</u>
<u>first</u> name	<u>mobile phone number</u>
<u>surname</u>	<u>email address</u>

B

Work with a partner.

Match items from the two boxes below to make questions.*

What's your ...
And your ...
How do you ...
What about ...
And your ...

spell that?
email address? What's that?
first name, please?
your phone number?
surname?

Check as a class. *See last page for suggested answers.

C

Say the questions.

And your email address? →↑
What's that? → →↑
How do you spell that?↑



LANGUAGE KEY

Intonation

Words at the end of these questions go up. ↑

D

Work with your partner.

- ♦ Ask and answer questions.
- ♦ Use this information.
- ♦ Use the chart to help you.

vcook@yahoo.com
rgregory@hotmail.com
jpmorgan@gmail.com
jruskin@lancs.ac.uk
jps07@gmail.com

What's your email address?

It's
vcook@yahoo.com

How do you spell that?

V - C - double O -K at yahoo dot com

eɪ	i:	e	aɪ	əʊ	u:	ɑ:
Aa	Bb	Ff	li	Oo	Qq	Rr
Ha	Cc	Ll	Yy		Uu	
Jj	Dd	Mm			Ww	
Kk	Ee	Nn				
	Gg	Ss				
	Tt	Xx				
	Pp	Zz				
	Vv					

Letters and words

Summing up

In this lesson you did these things...

- ♦ listen to and say numbers from 11 to 20.
- ♦ write and understand letters of the alphabet.
- ♦ write names and other words using letters from the alphabet.
- ♦ ask for and say phone numbers and email addresses.

Homework Ideas

- ♦ Write the first names and surnames of three people you know.

Write who they are.

For example, a family member, a friend, a famous person.



ESL TeenStuff

Answers from page B:

1. There are 26 letters in the English alphabet.
2. There are 5 vowels.
3. There are 21 consonants.
4. No. It's not true. Upper case letters are the same as capital letters.
5. True-see 4
6. It is not false. It is true.
7. No. Lower case letters are small.

Answers from page C:

What's your first name, please?
And your surname?
How do you spell that?
What about your phone number?
And your email address? What's that?